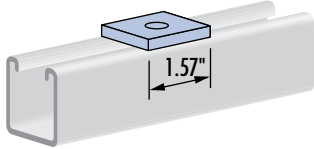
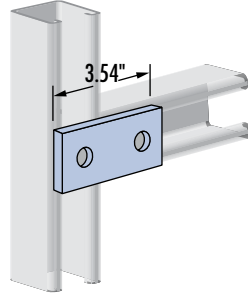




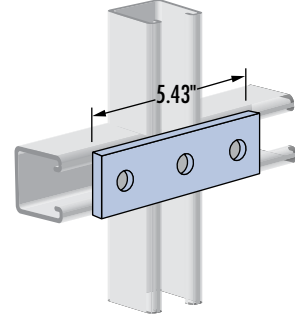
M12 SQUARE WASHER EP/HDG



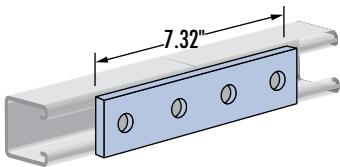
2 HOLE INLINE PLATE EP



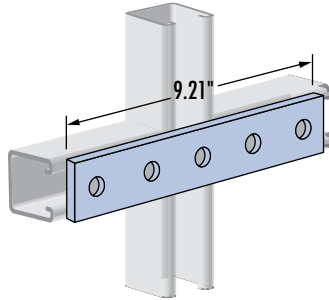
3 HOLE INLINE PLATE EP



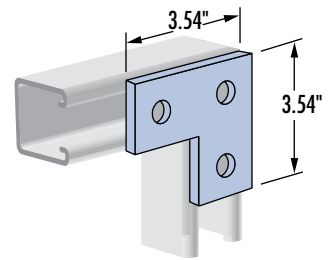
4 HOLE INLINE PLATE EP



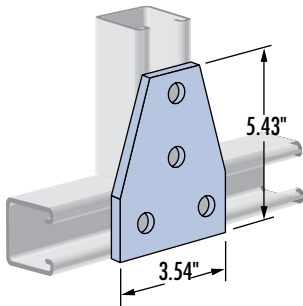
5 HOLE INLINE PLATE EP



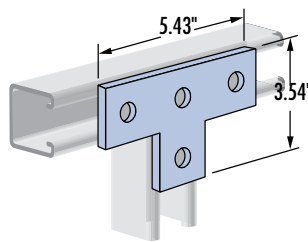
3 HOLE ANGLE PLATE EP



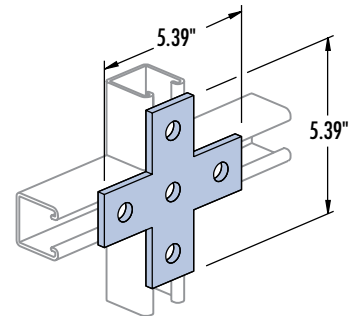
TAPER PLATE EP



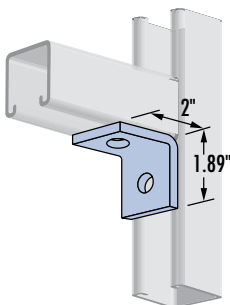
TEE PLATE EP



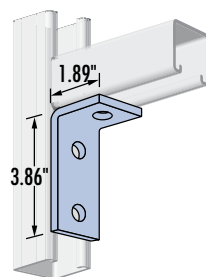
X PLATE EP



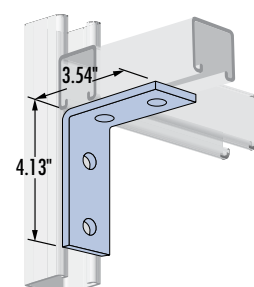
1/1 HOLE L CLEAT EP



1/2 HOLE L CLEAT EP

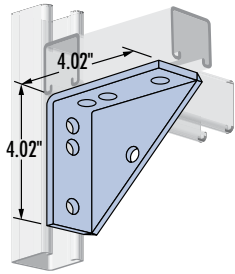


2/2 HOLE L CLEAT EP

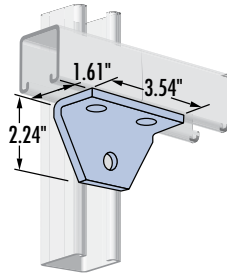




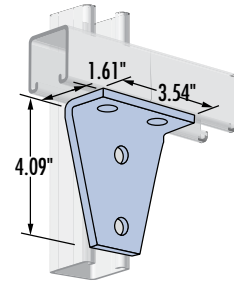
2/2 HOLE CORNER CONNECTOR EP



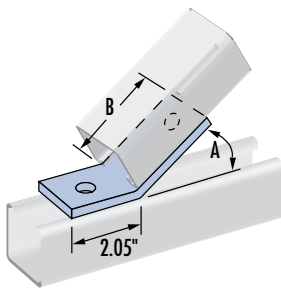
1/2 HOLE TAPER PLATE EP



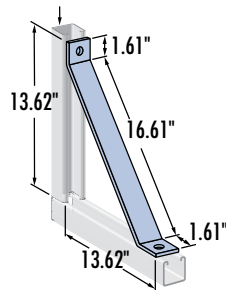
2/2 HOLE TAPER PLATE EP



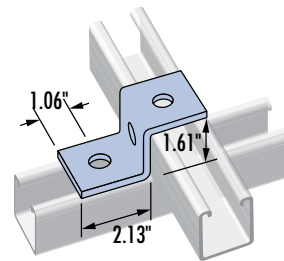
1/1 HOLE ANGLE PLATE EP



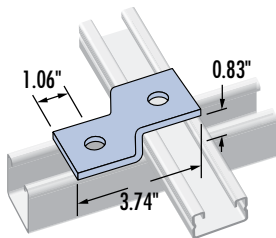
1/1 HOLE ANGLE BRACING EP



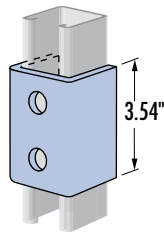
1/1 OFFSET BRACKET FOR 41X41 EP



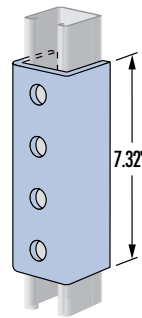
1/1 OFFSET BRACKET FOR 41X21 EP



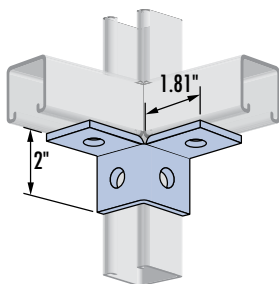
2 HOLE INLINE CONNECTOR EP



4 HOLE INLINE CONNECTOR EP



2/2 HOLE CHANNEL CONNECTOR EP



2/6 HOLE CHANNEL CONNECTOR EP

