

EasyflexTM

T-1110 Flexible Duct Connector - 2Ply

Vw VibraSystems

General description

In order to isolate vibrations caused by air handling units, fans or other equipment connected to air ducts, it is highly recommended to install a flexible duct connector joint between the outlet of these devices and the airduct.

It is necessary to select an airtight and flexible cloth, with good weathering qualities and one which will withstand the temperatures inside and outside the duct.

Duct being generally made of steel, the main difficulty is to fasten the cloth to it in order to obtain a resistant connection. Our flexible duct connectors are perfectly designed to fulfill this function. ROX is recommended for -30°C to 70°C temperature applications and has a low smoke emission. The new 2 ply design ensure an air-tight robust flexible connection.



Technical description

- Fabric made of Polyester cloth, coated on both sides with black PVC (2 ply)
- Galvanized steel thickness 0.015" (28 ga)
- Seam Type LOC 4



Technical specifications

■ Fabric

SPECIFICATIONS		ROX (2 PLY)
MATERIAL	BACKING	Polyester cloth
	COATING	Black PVC on both sides
WEIGHT		600 gr/sqm (18oz/sq yd) for 1 ply
COLOUR		Black
TEMPERATURE RANGE CONTINUOUS		-30°C to +70°C (-22°F to +158°F)
FEATURES		Excellent mechanical and water resistance, Flame retardant Very good resistance to moisture and weathering All purpose fabric

The values listed are ultimate averages achieved under standard laboratory conditions. These results are given only as a guide and not as a warranty. An appropriate safety factor must be determined for the designed purpose.

CHEMICAL RESISTANCE	VERY GOOD	GOOD	FAIR	POOR	VERY POOR
ACIDS		X			
OILS			X		
SOLVENTS				X	
GREASES			X		
OZONE	X				
UV	X				
ALOGEN	X				

■ Steel

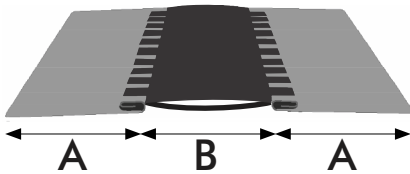
Galvanized steel: 0.015" thick (28 ga)

■ Seam Resistance

Resistance of the mechanical joint (fabric to steel)




Dimensions




A = STEEL WIDTH		B = FABRIC WIDTH	
45 mm	1-3/4"	100 mm	4"
		150 mm	6"

- A = steel width
- B = fabric width (2 ply)
- L = Standard length of roll: 25 m (82 ft)
- Other lengths and sizes on request


Application




At a notch, cut a length equivalent to the perimeter required plus an overlap of 5 to 6 cm (2") for joining




Lift the seam outwards at right angle




Make a cut at the edge of the lifted seam section



Bend down the seam whilst ensuring that the cloth remains fastened



Coat the cloth with the appropriate adhesive. Join both sides and press together firmly



Spotweld the steel and form to the desired shape